


This is the way we.....when we play with playdough

Roll a ball



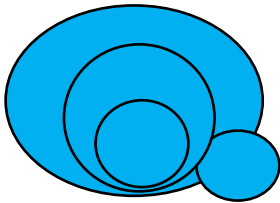
Roll a snake




Pinch and pinch



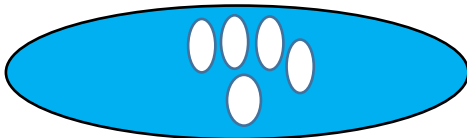
Roll a snail




Push it flat



Make dinosaur feet



Make little eggs




Poke little eggs



This is the way we.....\_\_\_\_\_when we play with playdough

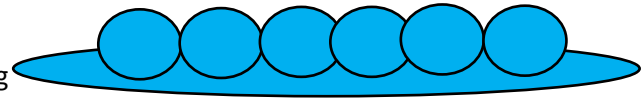
Roll a ball: using dominant hand, squish the playdough into a ball shape then roll it using the palm of your hand in a circular motion



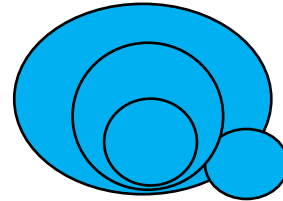
Roll a snake: stretch the ball until it looks like a jelly bean  
roll the snake out using your palms and fingers with deep pressure until your snake is about 1 foot long (they may need to stand)




Pinch and pinch: Using your thumb, index, and middle fingers pinch along the top of your snake like you are giving it a Mohawk starting on the left side pinching along to the right



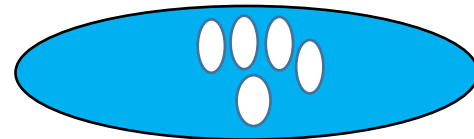
Roll a snail: Take your pinched snake and start rolling it on top of itself from left to right, look for individual finger movements




Push it flat: Stand up and push down on your snail using two hands one hand on top of the other, arms extended



Make dinosaur feet: With your fingers held together at the tips push them into the flat playdough, then slowly spread them out to make dinosaur feet, flip the dough over and repeat with the other hand



Make little eggs: pinch off small pieces and roll them between your fingers to create 5 little eggs



Poke little eggs: Poke each egg until flattened, using your dominant hand, give each finger a turn

